

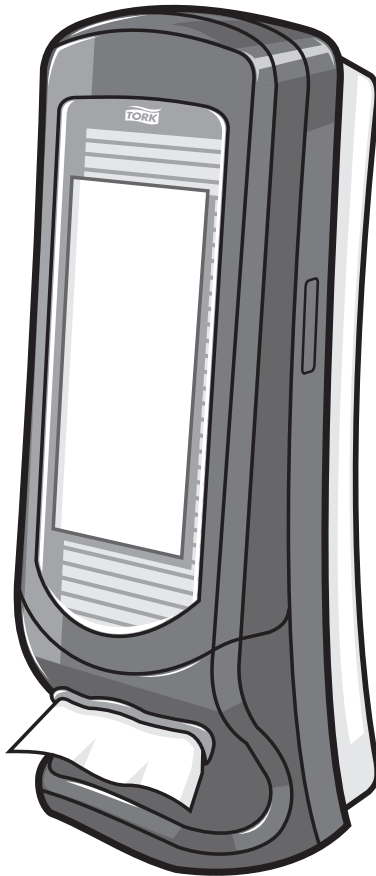
signature  
Design

**Tork Xpressnap®**  
**Stand Napkin Dispenser**

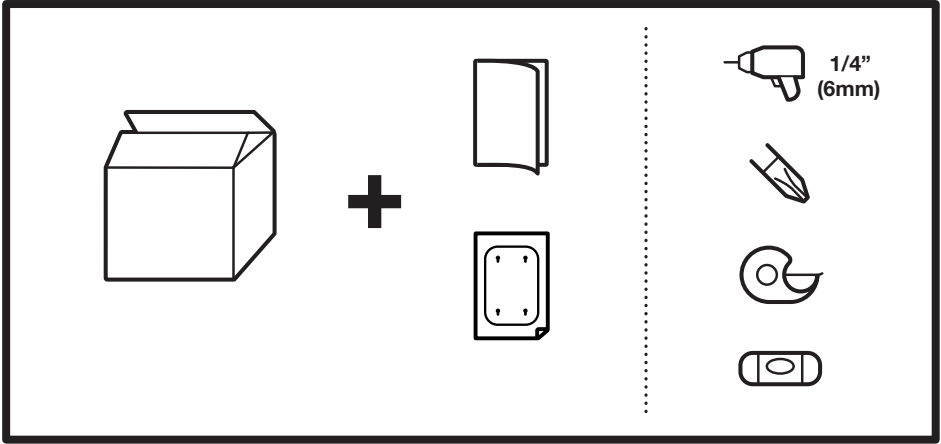
**Tork Xpressnap®**  
**Distributeur de serviettes sur pied**

**Tork Xpressnap®**  
**Dispensador de servilletas con soporte**

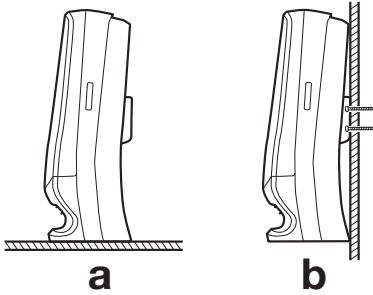
**N4**



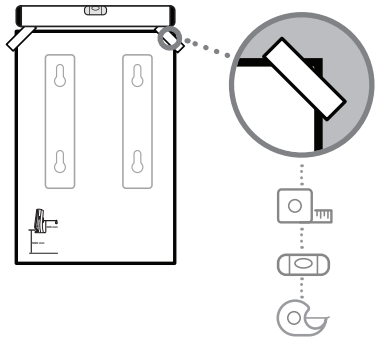
Tork Xpressnap® Stand Napkin Dispenser



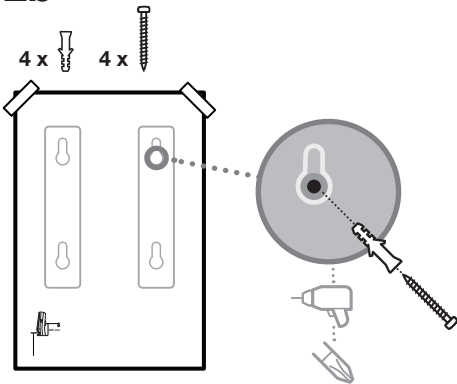
1



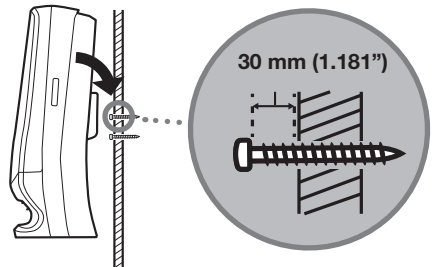
1b



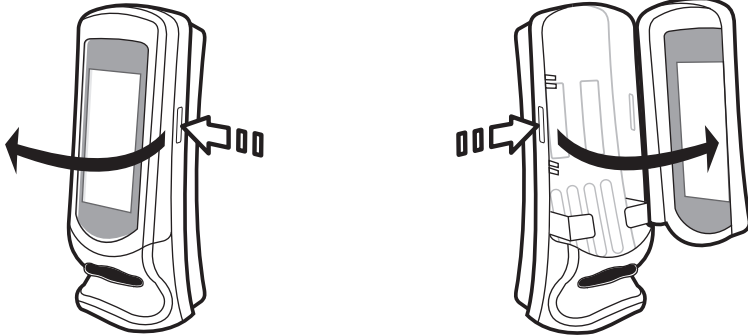
2b



3b

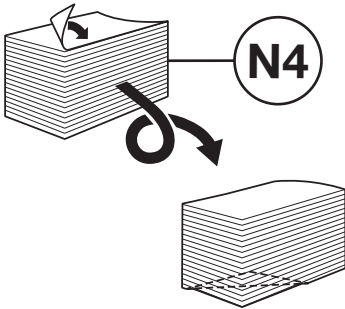


1

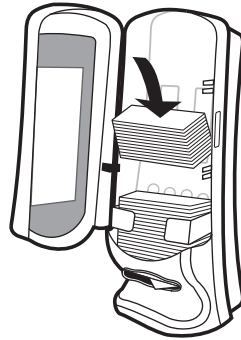


Door can be hinged to open from either side.

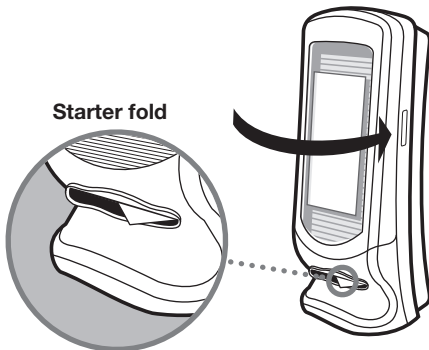
2



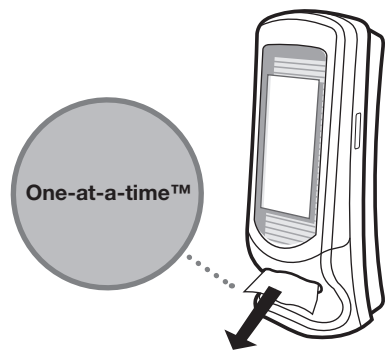
3



4



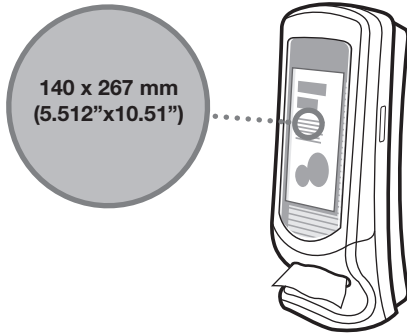
5



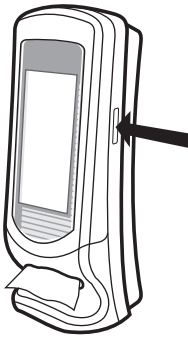
# Tork Xpressnap® Stand Napkin Dispenser

## 1

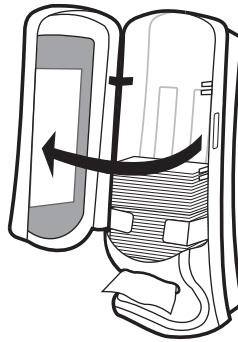
AD-a-Glance™  
TEMPLATES | MODÈLES | PLANTILLAS  
[www.torkusa.com/ad-a-glance/](http://www.torkusa.com/ad-a-glance/)



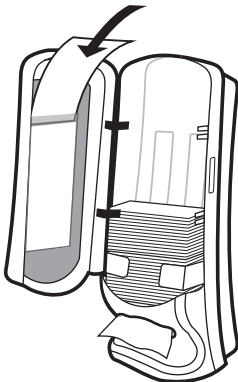
## 2



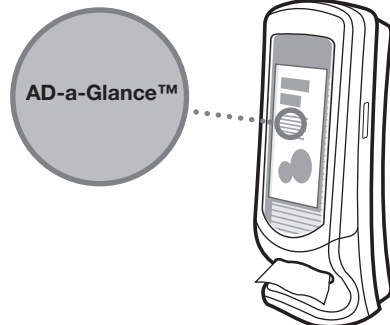
## 3



## 4



## 5



## EN Cleaning instructions

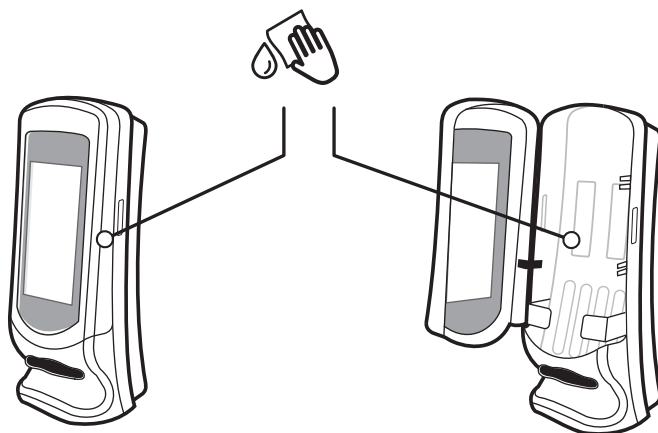
- Use mild cleaners. Wipe with cloth using soap and water. Do not use abrasives. Dispenser is not dishwasher safe.

## FR Instructions de nettoyage

- Utiliser des nettoyeurs non agressifs. Nettoyer avec chiffon, de l'eau et du savon. Ne pas utiliser d'agents abrasifs. Le distributeur n'est pas conçu pour au lave-vaisselle.

## ES Instrucciones de limpieza

- Utilice detergentes suaves. Frote con un paño humedecido con agua y jabón. No use abrasivos! Este dispensador no se debe lavar en máquinas lavavajillas.



Manufactured for  
Essity Professional Hygiene North America LLC  
Philadelphia, Pennsylvania 19104  
[www.essity.com](http://www.essity.com), [www.torkusa.com](http://www.torkusa.com)  
Made in USA from Domestic and Imported Components  
Patents/Brevets/Patentes: [www.essity.com/patents](http://www.essity.com/patents)