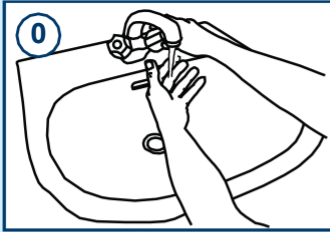
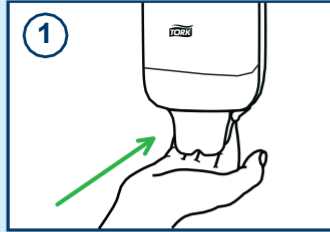


Handwashing procedure

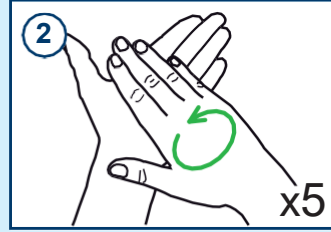
Wash your hands with soap, water and paper towel



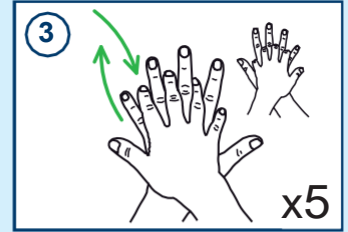
0 First, rinse your hands under warm water to remove loose dirt



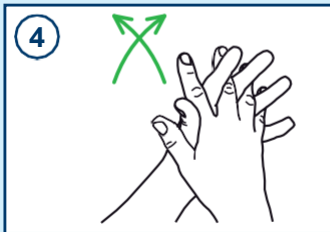
1 Press the button to deliver a dose of soap



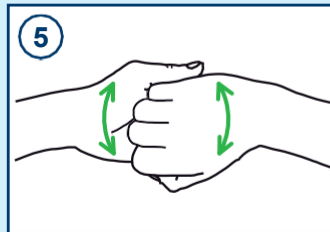
2 Rub the palms of the hands together to create a lather x5



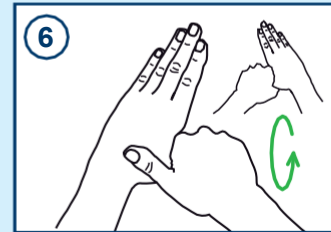
3 Rub the back of one hand against the palm of the other, repeat with the other hand x5



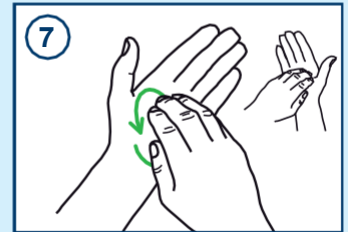
4 Rub the palms together with fingers interlaced



5 Rub the tips of the fingers against the palm of the opposite hand



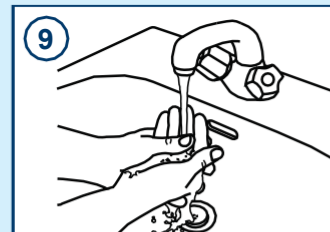
6 Wash each thumb by rotating inside the palm of the other hand



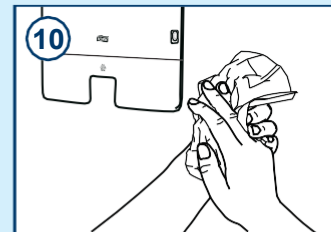
7 Rub the backs of fingers of each hand against the palm of the other using small circular movements



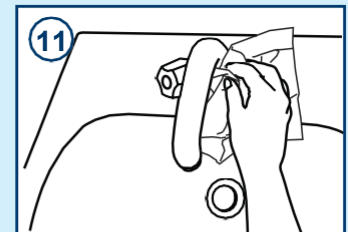
8 Remember to wash the wrists



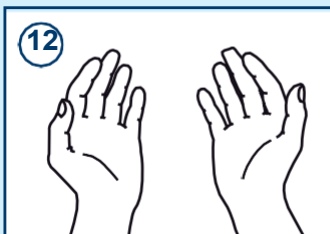
9 Rinse carefully under running water



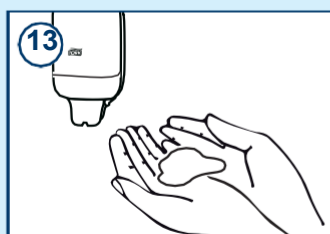
10 Dry the hands carefully using a disposable paper towel. Remember to dry the spaces between the fingers



11 Use a paper towel to turn off the faucet



12 Your hands are now dry and safe



13 Use lotion if needed



40-60 sec