


# Show that you care...

Remember to show  
your patients, and your  
colleagues, that you  
care. **Clean hands  
make a difference.**



# Safer workplaces start with you

It only takes a  
moment to wash  
**your hands** – please  
help keep everyone  
healthy and safe.



# Safer workplaces start with you

It only takes a  
moment to wash  
your hands – please  
help keep everyone  
healthy and safe.



# 5-star treatment...

Make things better for you, and the people you care for, by regularly cleaning your hands.

**Sanitising your hands makes a difference.**



# Take your time...

**Make this a moment  
that matters –**  
please clean your hands  
thoroughly. Clean hands  
make a difference.



# Tork Clarity Foam Soap

99% of the  
ingredients  
are of natural  
origin\*

\*According to ISO16128,  
including water

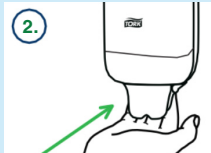


# Hand-washing procedure

Wash with soap, water and dry with paper towel



Start by rinsing with warm water



Add a dose of soap



Rub hands to create a lather in palms



Rub fingertips, thumbs and wrists



Rinse under running water



Use paper towel to dry hands and turn off the tap



Think ahead.



Wash for 40–60 secs.

# Take your time...

**Make this a moment  
that matters –**  
please clean your hands  
thoroughly. Clean hands  
make a difference.



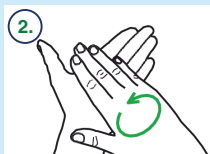


# Hand-rub procedure

Disinfect your hands



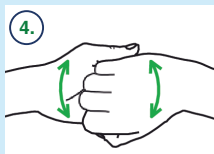
Start by adding a dose of sanitiser



Rub the palms together



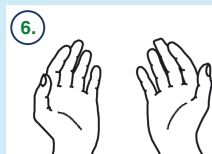
Rub the palms together with fingers interlaced



Rub fingertips and thumbs against palms



Remember the wrists



When dry, your hands are safe



Think ahead.



20–30 secs.

# Maximise hygiene, minimise carbon impact

**Tork carbon-neutral dispensers** with Tork sustainable refills, are the best hygiene solutions for your business that also reduce impact on the environment



# Toilet Seat Cleaner procedure

Cleaning for an extra-hygienic toilet seat

1.



Start by adding one dose of Toilet Seat Cleaner on a piece of toilet paper.

2.



Use the piece of toilet paper with the cleaner to rub the toilet seat and dispose of the used toilet paper in the toilet.

3.



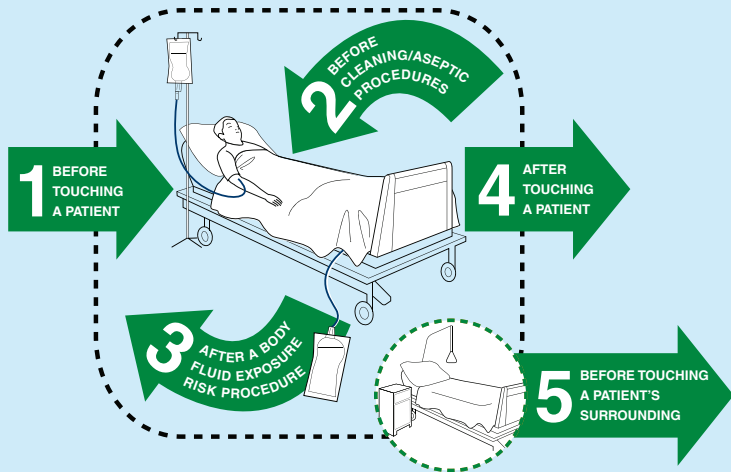
Tork Toilet Seat Cleaner provides extra reassurance to visitors without leaving residue and helps neutralise odours.



**Think ahead.**

# Five moments for hand hygiene

Follow the World Health Organization's guidelines



Think ahead.