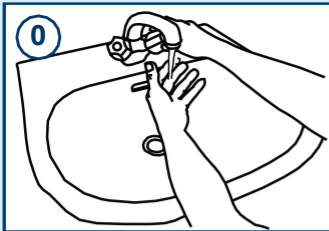


Handwashing procedure

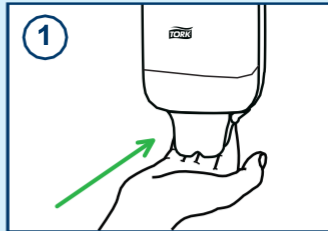


Think ahead.

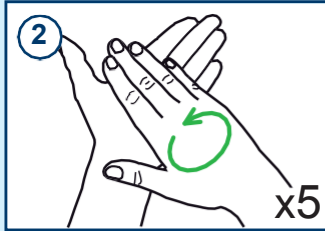
Wash your hands with soap, water and paper towel



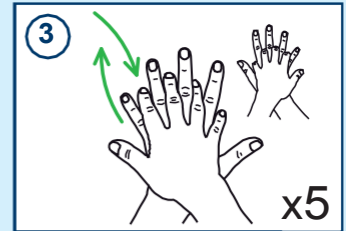
First, rinse your hands under warm water to remove loose dirt



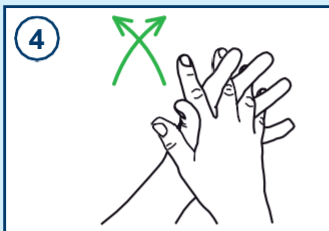
Press the button to deliver a dose of soap



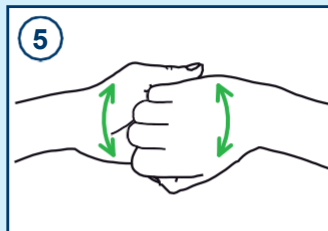
Rub the palms of the hands together to create a lather



Rub the back of one hand against the palm of the other, repeat with the other hand



Rub the palms together with fingers interlaced



Rub the backs of the fingers against the palm of the opposite hand



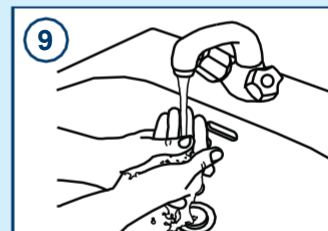
Wash each thumb by rotating inside the palm of the other hand



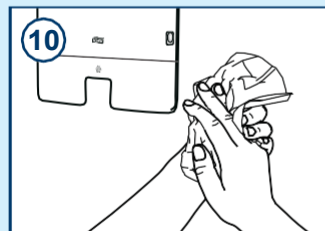
Rub the tips of the fingers of each hand against the palm of the other using small circular movements



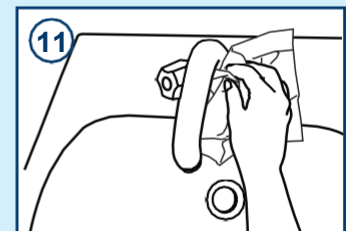
Remember to wash the wrists



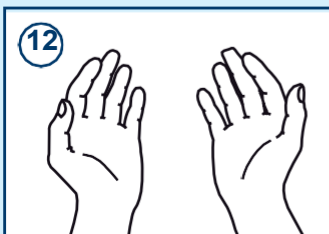
Rinse carefully under running water



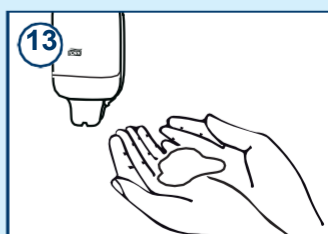
Dry the hands carefully using a disposable paper towel. Remember to dry the spaces between the fingers



Use a paper towel to turn off the faucet



Your hands are now dry and safe



Use lotion if needed



40-60 sec

For more information visit torkusa.com or tork.ca