

Secure the new hygiene standard as you get back to business

Our world has changed. We have faced new challenges. Public spaces are viewed with higher hygiene concerns than ever before. And to do our part, we have been apart. Avoided places where we usually meet. Places where we normally spend our days learning, laughing, working hard.

This period has been hard for businesses – those businesses who remained open, as well as businesses that operated in diminished capacity or paused altogether, waiting for safer times.

And now, for many businesses, it's time to go back. And move forward. Create a new normal. Together. To help people feel safe, we need to establish **a new hygiene standard.** This standard will be everyone's responsibility to maintain, but will require businesses to secure.

With extensive global experience in professional hygiene, Tork is here to support you with all the knowledge and expertise you need to meet – and even exceed – hygiene expectations.



Download our Free Back to Business Toolkit

filled with scientific knowledge, actionable tips and information on products and services to help keep businesses and facilities hygienic and healthy.

.....



Together we will create safe environments and

Secure the new hygiene standard.



Think ahead.

Tork Restroom Cleaning Checklist



Put on protective gloves and attire.



Begin cleaning by focusing on less dirty surfaces and end with cleaning the toilets and the floor.



Use more than one wiper to clean – preferably in a variation of colors so it becomes easy to designate different wipers for different areas within the restroom. Otherwise you are likely to be spreading germs around rather than cleaning.



Mops and sponges rapidly become soiled and harbor large numbers of microorganisms – consider disposable solutions or change often and launder according to product instructions.



Restock all dispensers to ensure proper hygiene and hand washing practices can be achieved.



Consider a data-driven cleaning program/software that informs you of exactly where to clean and when, to avoid over and under cleaning rounds and better practice social distancing.



Empty trash and recycling bins. Replace liners and make sure to sanitize inside and outside of the waste bins as needed.



Consider how details can have a positive impact on visitors' impressions. For example, use non-toxic air fresheners or pay extra attention to the visual appearance of shiny surfaces like mirrors and handles.



Think ahead.

Tork Restroom Dispenser Checklist

Hygiene is on the top of everyone's mind today. And when it comes to restroom hygiene, having the right dispensers for your paper towels, soap and hand sanitizer makes a world of difference in boosting hygiene compliance. Follow these simple tips to help secure the new hygiene standard:



Use a high capacity dispenser for hand towels and bath tissue.

- High capacity dispensers allow for fewer "out of stock" scenarios and less staff time to refill.



Utilize paper towel dispensing systems that allow guests to only touch the towel they take.

- One-at-a-time dispensing increases hygiene, while reducing usage and waste.
- Paper towels also provide comfort to visitors who may want to use a towel to turn off the faucet or open the door.



Offer soap dispensers that are easily accessible and use sealed refill bottles to reduce cross-contamination.

- If possible, mount the soap dispenser directly above the sink for easy access.



Provide waterless, automatic hand sanitizers.

- People may not properly wash their hands after using the restroom, so having hand sanitizer placed inside or just outside the restroom is a good idea. Motion activated also means less surface contact and potential contamination.



Place toilet seat cover dispensers strategically close to the toilets.

- Putting the dispenser in line of sight for visitors encourages use.
- If toilet seat covers are not available, the use of toilet seat cleaners is recommended.



Provide facial tissues.

- It's a simple gesture to make visitors feel more comfortable and offers them an alternative to touching their face with their hands.



Place waste bins near sinks and exit door.

- Though not a dispenser, trash receptacles are essential. Placing them near sinks reduces dripping hands which can create a safety issue on the floor.
- Place a waste bin close to the door, so paper towels used to open the door can be discarded, minimizing contamination after washing.



Think ahead.

Clean Hands for a Healthier World

Per CDC and WHO guidelines, wash your hands for at least 20 seconds with soap and water. Then dry with a paper towel.



Take a towel to open the door.



Think ahead.



Think ahead.

Do your part: Help secure the new hygiene standard.

Did you know that people tend to scrub their hands more thoroughly when using soap to wash their hands, rather than using water alone?¹



Using soap to wash hands is more effective than using water alone because the surfactants in soap lift soil and microbes from skin.



People tend to scrub hands more thoroughly when using soap.

Boost your hygiene and wash your hands with soap and water for at least 20 seconds. Then, dry off with a paper towel.



¹<https://www.cdc.gov/handwashing/show-me-the-science-handwashing.html>



Think ahead.

Secure the new hygiene standard

Hand hygiene is more important than ever.

Did you know that people tend to scrub their hands more thoroughly when using soap to wash their hands, rather than using water alone?¹

Use soap and help us secure the new hygiene standard to keep you and ones around you healthy. If you started washing your hands when you began reading this poster, you will have washed your hands for 20 seconds – the recommended time needed to remove germs.



¹<https://www.cdc.gov/handwashing/show-me-the-science-handwashing.html>



Think ahead.

Did you know?

The friction from drying hands with paper towels helps to remove more bacteria than other drying options.¹



Help secure the new hygiene standard.

Per CDC and WHO guidelines, wash your hands for at least 20 seconds with soap and water.

Then, dry off with a paper towel.




¹Source: Todd, J Food Prot, 2010



Think ahead.

Did you know?

Paper towels are hygienically protected within dispensers, providing a dry environment which is unsuitable for viral survival.¹



Help secure the new hygiene standard.

Per CDC and WHO guidelines, wash your hands for at least 20 seconds with soap and water.

Then, dry off with a paper towel.



¹Ren SY, Wang WB, Hao YG, et al. Stability and infectivity of coronaviruses in inanimate environments. World J Clin Cases. 2020;8(8):1391-1399. doi:10.12998/wjcc.v8.i8.1391



Think ahead.

Sanitize and secure the new hygiene standard



Hand hygiene is the best way to prevent the spread of germs. When soap and water are not available and hands aren't visibly dirty, use hand sanitizer to help prevent infection.



Get it right in **20 seconds** and don't forget to sanitize fingertips, thumbs, wrists and the back of hands.



This Way

Secure the new hygiene standard with Tork®



Wrong Way

Secure the new hygiene standard with Tork®



Secure the new hygiene standard with Tork®



Please Wait Here
for Take Out

Secure the new hygiene standard with Tork®

Please Wear a Mask






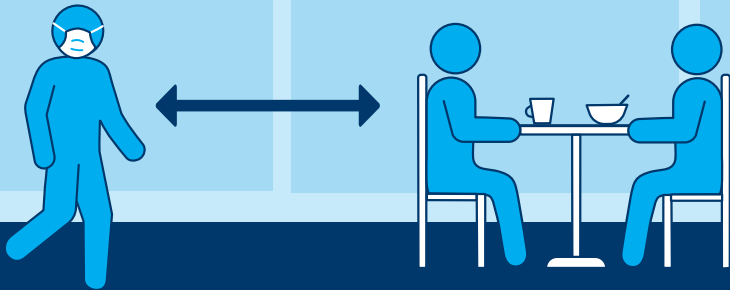
Think ahead.

Did you know the average person touches their face 15-23 times per hour?*

Remember to wash or sanitize your hands before you dine!



*Kwok, Galton, McLaws. American Journal of Infection Control (2015). Face Touching: A Frequent Habit That Has Implications for Hand Hygiene



Need a stretch break?

When you're up and about, be sure to keep a safe distance from others.



Think ahead.



Wear your mask to keep others safe.

When you're not eating, be sure to wear your mask, use a fresh napkin to clean your hands, and keep a safe distance from others.



Think ahead.