



Think ahead.

Equipped to Improve™ – productivity

A guide to reducing motion waste



1 extra step = 1 wasted second

Finding hidden motion and inventory waste

A study¹ has shed light on the surprising fact that machine operators are interrupted in their work several times per day to fetch or dispose of wipers. This is the type of small disturbance that can easily be overlooked, but result in significant motion and inventory waste.



44% of machine operators are interrupted at least

20 times

during a workday to walk and fetch or dispose of wipers¹.

If wipers aren't placed conveniently,

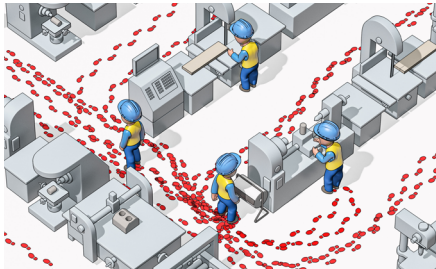
74%

of machine operators take more than they need for the task to avoid having to walk back and fetch more every time¹.

1. Tork machine operator research (July 2019)

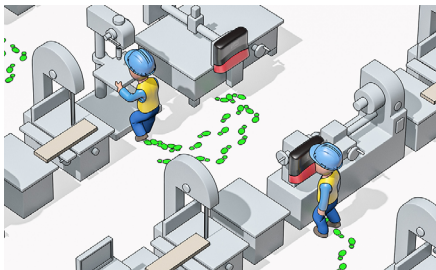
3 tips on preventing interruptions at work

Reducing motion and inventory waste




Tip 1 Study operator motion relating to process cleaning

Investigate how your operators physically move and how frequently they need to access wiper products. Wasted motion is caused by operators having to leave their workstation and walk a distance to fetch new wipers. It can be difficult to get a clear picture of the full scale of operator movement. Using a spaghetti diagram can help identify movement that doesn't add value to the production process.



Tip 2 Place the wipers close at hand

The root cause of interruptions at work is that operators have to stop what they're doing and go fetch wipers or cleaning tools. In the research a surprising 74% of operators took more wipers than they needed to avoid these interruptions. This leads to both motion and inventory waste. Having professional dispensers with a choice of formats and flexible mounting options, allows a suitable dispenser to be placed close by, preventing operators from being interrupted.



Tip 3 Never stop evaluating

As production changes, so do the requirements for wipers used for process cleaning. This means that to continue to avoid motion and inventory waste you need to be sure you always have the best solution for the job. This is done by continuously evaluating your process cleaning. We've included a small questionnaire in this guide to help you get a better overview of your process cleaning efficiency today.

Evaluation questionnaire:

Questions:

- How many operators use cleaning cloths or wipers?
- Where are the wipers placed in relation to where they are used?
- How many times are your operators going to fetch wipers for process cleaning per shift?

Tork Workflow can help you reduce waste

Tork Workflow™ is a consultation with one of our experts. This 60-minute session provides an in depth review of workstation efficiency that will provide recommendations that will help you reach your targets, increase efficiency and reduce waste.

- ✓ Free of charge
- ✓ No purchase necessary
- ✓ Free trial available following our assessment

How Tork Workflow helped Leoni optimise its process and reduce waste



About Leoni

Leoni is a global provider of products, solutions and services for energy and data management in the automotive sector and other industries. The market-listed group of companies has around 95,000 employees in 32 countries and generated consolidated sales of EUR 5.1 billion in 2018.

Leoni seeing results with Tork

- 1.5 hours of wasted motion saved per shift
- 18% material waste reduction, from 0.7 tons to 0.58 tons
- 18% less toxic waste
- 80% reduction in Carbon Footprint
- Improved workplace hygiene
- Safer and cleaner working environment
- Improved employee and customer satisfaction

**Contact us for a consultation
with one of our experts.**

Visit [Tork Australia](#) or [Tork New Zealand](#)

Scan for Australia



Scan for New Zealand

