




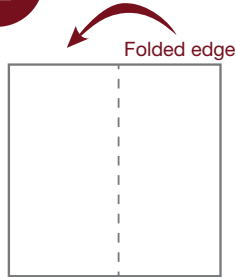
How to fold the 4 Leg Sail

1

Start here if using an 1/8 Fold Napkin



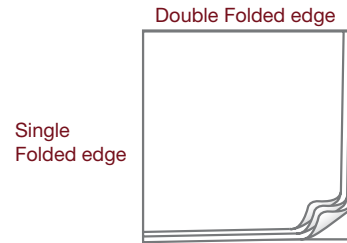
2



Unfold

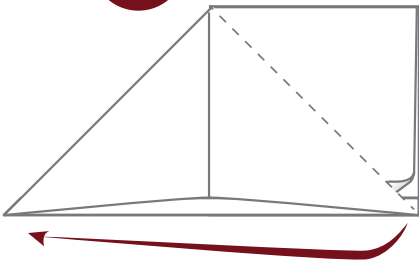
3

Start here if using a 1/4 Fold Napkin



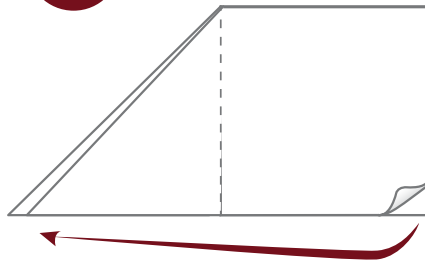
4 plies

4



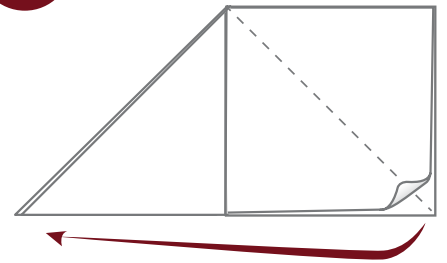
Pick up bottom right corner and pull to the left to create a sail hat triangle

5



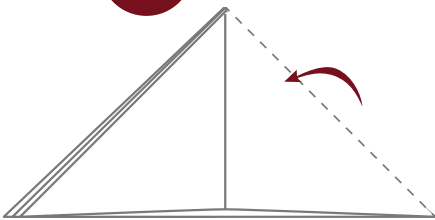
Fold right half of triangle over left

6



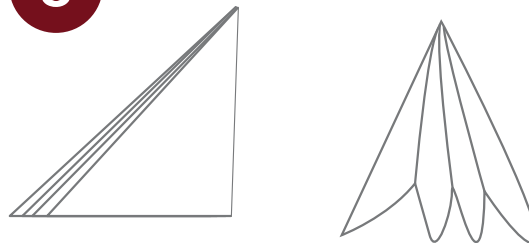
Repeat step 4

7



Fold right half of triangle over left

8



Stand and spread out

Want a different kind of fancy fold?
Visit torkusa.com/dinnernapkins